

TUCKAWAY

600KG, 1200KG, 1500KG



Head Office (NSW)

43 Frank St, Wetherill Park, NSW 2164
Ph : 02 9757 2277 Fax: 02 9757 2922

WA Office

42 Mulgul Rd, Malaga, WA 6090
Ph : 08 9248 6674 Fax: 08 9248 6694

VIC Office

47 Technology Dr, Sunshine West, VIC 3020
Ph : 03 9314 5525 Fax: 03 9314 5526


QLD Office

7 Durbell St, Acacia Ridge, QLD 4110
Ph : 07 3272 0777 Fax: 08 9256 4408


AUSTLIFT PTY LTD
www.austlift.com.au
1300 100 130

PLATFORM FLAT TOP DESIGN

We have redesigned the platform by removing the ramp to maximise the working area.



STEEL PLATFORM AVAILABLE



NOTE: The installation manual is available on our official website (www.austlift.com.au).

FEATURES

- Platform has a flat surface design for maximised working area (no ramp).
- Increased cylinder diameter for longer lifetime.
- 2kw motor to lift extra weight (never stuck).
- Pendant hand control & battery isolator are standard on each unit.

TESTING WEIGHT

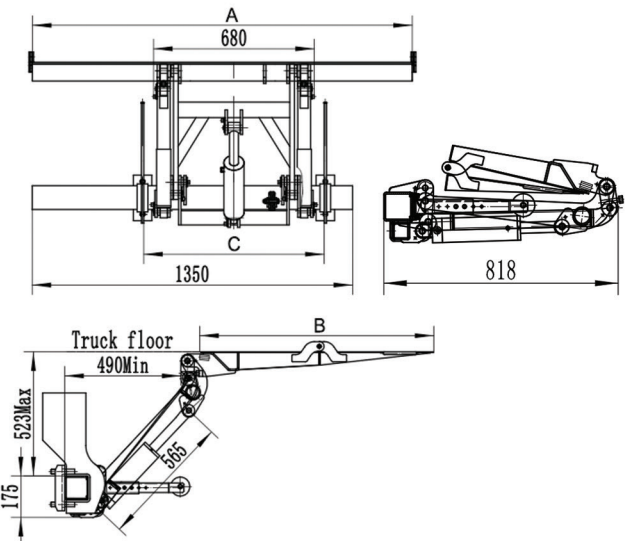
- 25% > WLL as to Australian Standard.

FATIGUE TEST

- 11,000 cycle test, with standard load, equivalent to 10 years operation.

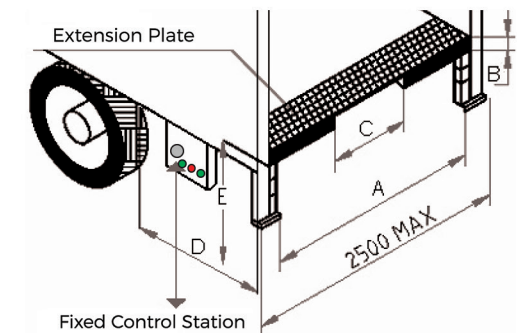
SPECIFICATIONS

Loading Capacity:	600KG	1200KG	1500KG (Zepro)
Lifting Height (max):	1050mm	1350mm	1350mm
Voltage:	12V or 24V	12V or 24V	24V
Motor:	2kw	2kw	2kw
Pump:	1.6cc	2.0cc	2.2cc
Oil Flow:	4.5L/Min	5.6L/Min	5.6L/Min
Oil Tank:	4L	4L	7L
Platform Width (A):	1600mm	1800mm	2300mm
Platform Length (B):	1000mm	1200mm	1315mm
Total Unit Weight (Alloy):	190kg	265kg	328kg
Total Unit Weight (Steel):	206kg	330kg	368kg
Load Centre of Gravity:	600mm	600mm	600mm
Max Width for Chassis (C):	880mm	880mm	860mm



SPACE REQUIRED FOR INSTALLATION:

Loading Capacity:	600KG	1200KG	1500KG (Zepro)
A. Clear Space (min):	1800mm	2100mm	2100mm
B. Floor Thickness:	50mm	50mm	50mm
C. Notch:	700mm	1500mm	1500mm
D. Clear Overhang:	800mm	1000mm	1000mm
E. Truck High (max):	1050mm	1350mm	1350mm
Truck High (min):	-	1000mm	1000mm



AUSTLIFT DESIGN RULES

Australia is different, unlike Europe, which has cities and towns everywhere, it can be difficult to get local repair & service easily. For this reason we make special designs.

- Built tough for long hauls on road.
- No electronics board and simple mechanics for reduced breakdown and easy maintenance.
- More robust hydraulic system to cope with unexpected lifting weight.

AUSTLIFT TAIL LIFTS HAVE A CUSTOMISED DESIGN TO SUIT THE HARSH AUSTRALIAN CONDITIONS.