

## JDN Trolleys

JDN Trolleys are available for both the PROFI and Mining Air Hoists as a manual option (LN) for pushing or pulling by hand. Geared trolleys (LH) are also available for load movement by operating the hand chain mechanism and JDN also offers a motorised trolley (LM) which is powered by an air motor. The carrying capacities go up to 20 tonne.



JDN LN Manual Trolley



JDN LH Geared Trolley

## Features:

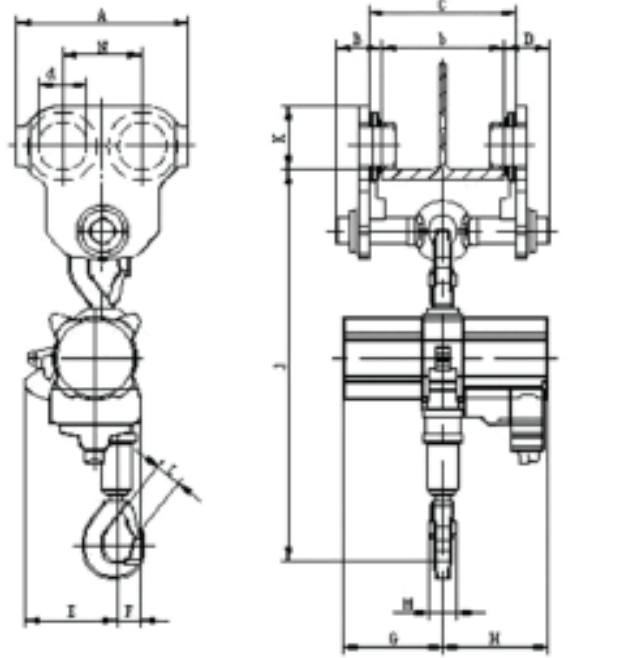
- Manufactured in Germany, under strict quality control with demanding tolerances.
- All JDN trolleys are manufactured to comply with AS1418.2.
- Easy to install.
- Fitted with Anti-climb and anti-drop devices as standard.
- Robust manufacture requiring little maintenance.
- Able to negotiate curves.
- Rack and pinion drive and spark resistance package available as options.
- Four coat epoxy paint finish available for offshore protection.
- The air supply can be fed by various systems; energy chain, c-rail, square rail, spiral hose or hose trolleys.



The information shown is to be used as a guide only. Specifications are subject to change without notice. All materials handling or lifting jobs should be assessed individually. Pacific Hoists products are NOT to be used for lifting or lowering persons.

## Dimensions (in mm)

JDN Manual Trolleys (LN)



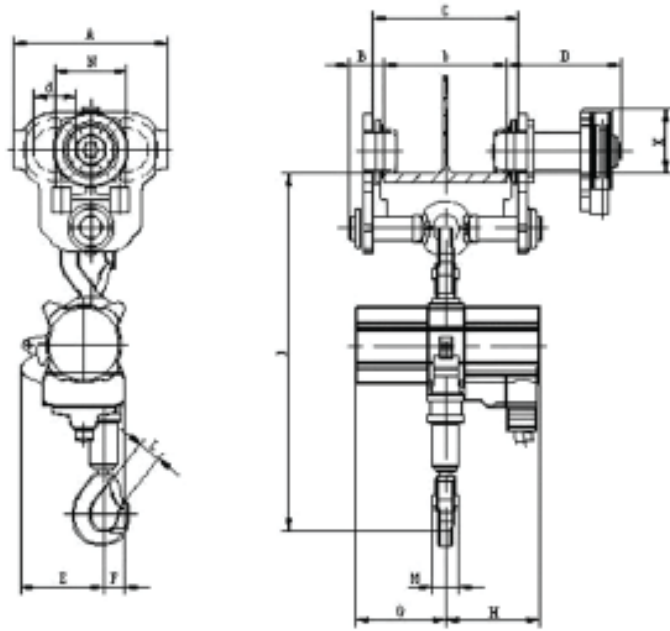
Model	0.25Ti	0.5Ti	1Ti	1.5Ti	2Ti	3Ti	3Ti/2	6Ti	10Ti	16Ti
<b>With Trolley</b>	LN 0.5T		LN 1T	LN 2T		LN 3.2T		LN 6.3T	LN 10 - 16T	
<b>A</b>	260	260	260	310	310	292	292	500	490	490
<b>B max.</b>	119	119	122	122	162	113	162	141	142	142
<b>C</b>	b + 28	b + 28	b + 28	b + 26	b + 26	b + 60	b + 60	b + 70	b + 70	b + 70
<b>d</b>	55	55	68	80	80	84	84	165	165	165
<b>D max.</b>	199	199	199	122	122	113	113	141	142	142
<b>E</b>	137	137	137	170	137	187	140	154	197	199
<b>F</b>	39	39	39	45	46	46	75	79	109	109
<b>G</b>	145	145	145	200	145	233	200	233	308	382
<b>H</b>	152	152	152	212	152	250	212	250	267	310
<b>J* (Mounted)</b>	-	-	-	-	-	635	613	763	929	982
<b>J* (Suspended)</b>	530	530	530	588	597	798	-	919	1176	1260
<b>K</b>	67.5	67.5	81.5	94	94	108	107	188	188	188
<b>L</b>	28	28	28	26	28	30	28	40	44	53
<b>M</b>	42	42	42	40	42	42	42	51	66	82
<b>N</b>	130	130	130	150	150	136	136	236	236	236

\*Chain Buckets increase the hoist headroom

The information shown is to be used as a guide only. Specifications are subject to change without notice. All materials handling or lifting jobs should be assessed individually. Pacific Hoists products are NOT to be used for lifting or lowering persons.

## Dimensions (in mm)

### JDN Geared Trolleys (LH)



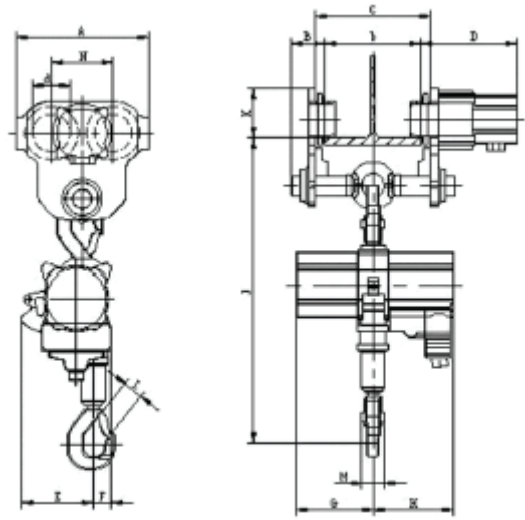
Model	0.25Ti	0.5Ti	1Ti	1.5Ti	2Ti	3Ti	3Ti/2	6Ti	10Ti	16Ti	20Ti
<b>With Trolley</b>	LH 2T					LH 3.2T		LH 6.3T	LH 10 - 16		LH 20T
<b>A</b>	250	250	250	250	250	292	292	500	490	490	600
<b>B max.</b>	130	130	130	130	130	113	113	141	142	142	132
<b>C</b>	b + 36	b + 36	b + 36	b + 36	b + 36	b + 60	b + 60	b + 70	b + 70	b + 70	b + 68
<b>d</b>	70	70	70	70	70	84	84	165	165	165	185
<b>D max.</b>	284	284	284	283	284	294	297	307	142	320	320
<b>E</b>	137	137	137	170	137	187	140	154	197	199	180
<b>F</b>	39	39	39	45	46	46	75	79	109	109	135
<b>G</b>	145	145	145	200	145	233	200	233	308	382	382
<b>H</b>	152	152	152	212	152	250	212	250	267	310	310
<b>J* (Mounted)</b>	-	-	-	-	-	635	613	763	929	982	1125
<b>J* (Suspended)</b>	563	563	563	602	611	798	-	919	1176	1171	1475
<b>K</b>	103	103	103	103	103	110	110	215	188	215	226
<b>L</b>	28	28	28	26	28	30	28	40	44	53	75
<b>M</b>	42	42	42	40	42	42	42	51	66	82	86
<b>N</b>	116	116	116	116	116	136	136	236	236	236	274

\*Chain Buckets increase the hoist headroom

The information shown is to be used as a guide only. Specifications are subject to change without notice. All materials handling or lifting jobs should be assessed individually. Pacific Hoists products are NOT to be used for lifting or lowering persons.

## Dimensions (in mm)

### JDN Motorised Trolleys (LM)



Model	0.25Ti	0.5Ti	1Ti	1.5Ti	2Ti	3Ti	3Ti/2	6Ti	10Ti	16Ti	20Ti
<b>With Trolley</b>	LM 2T					LM 3.2T		LM 6.3T	LM 10 - 16T		LM 20T
<b>A</b>	250	250	250	250	250	292	292	500	490	490	600
<b>B max.</b>	130	130	130	130	130	113	113	141	142	142	132
<b>C</b>	b + 36	b + 36	b + 36	b + 36	b + 36	b + 60	b + 60	b + 70	b + 70	b + 70	b + 68
<b>d</b>	70	70	70	70	70	84	84	165	165	165	185
<b>D max.</b>	183	183	183	185	183	191	191	205	328	328	328
<b>E</b>	137	137	137	170	137	187	140	154	197	199	180
<b>F</b>	39	39	39	45	46	46	75	79	109	109	135
<b>G</b>	145	145	145	200	145	233	200	233	308	382	382
<b>H</b>	152	152	152	212	152	250	212	250	267	310	310
<b>J* (Mounted)</b>	-	-	-	-	-	635	613	763	929	982	1125
<b>J* (Suspended)</b>	563	563	563	602	611	798	-	919	1176	1171	1475
<b>K</b>	95	95	95	95	95	107	107	188	188	188	218
<b>L</b>	28	28	28	26	28	30	28	40	42	55	75
<b>M</b>	42	42	42	40	42	42	42	51	66	82	86
<b>N</b>	116	116	116	116	116	136	136	236	236	236	274

\*Chain Buckets increase the hoist headroom

#### Sydney - Head Office

24 Foundry Road  
Seven Hills, NSW 2147  
Australia

+61 (0)2 8825 6900

+61 (0)2 8825 6999

#### Western Australia

8 Monash Gate  
Jandakot, WA 6164  
Australia

+61 (0)8 6253 1000

+61 (0)8 9458 9840

#### Auckland NZ

11 Druces Road  
Wiri, Auckland 2104  
New Zealand

+64 (0)9 263 5566

+64 (0)9 263 5567

